

## 描述 / Descriptions

TO-92 塑封封装 NPN 半导体三极管。Silicon NPN transistor in a TO-92 Plastic Package.

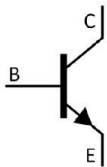
## 特征 / Features

低噪声系数，高功率增益，高特征频率。  
Small noise figure, high power gain, high  $f_T$ .

## 用途 / Applications

超高频低噪声放大，宽频放大。  
UHF low-noise amplifiers, wide-band amplifiers.

## 内部等效电路 / Equivalent Circuit



## 引脚排列 / Pinning



PIN1 : Collector      PIN 2 : Emitter      PIN 3 : Base

## 放大及印章代码 / hFE Classifications & Marking

h <sub>FE</sub> Classifications Symbol	C	D	E
h <sub>FE</sub> Range	40~80	60~120	100~200

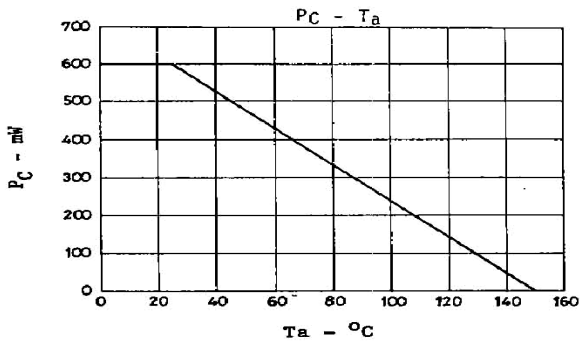
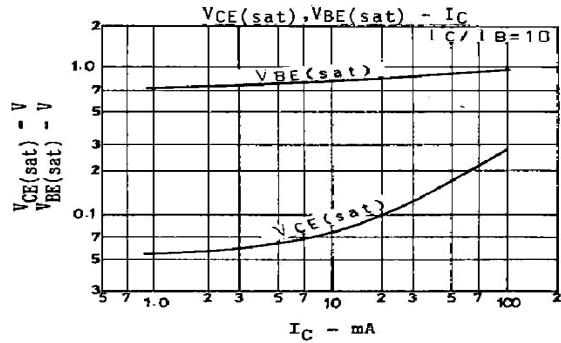
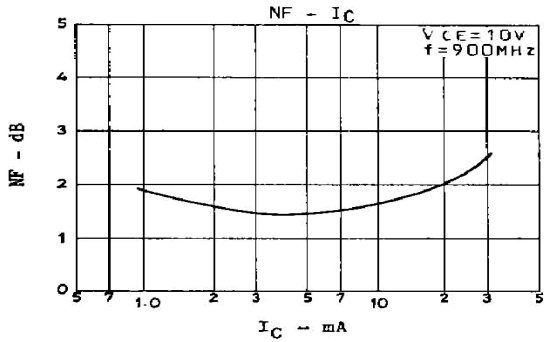
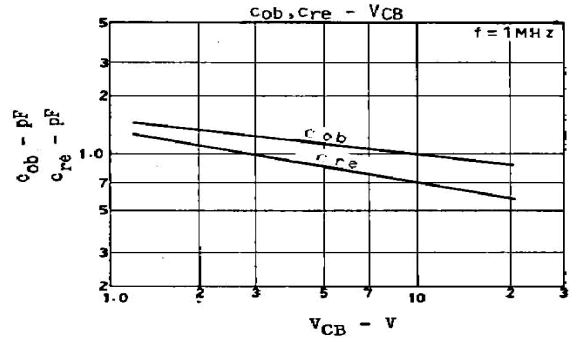
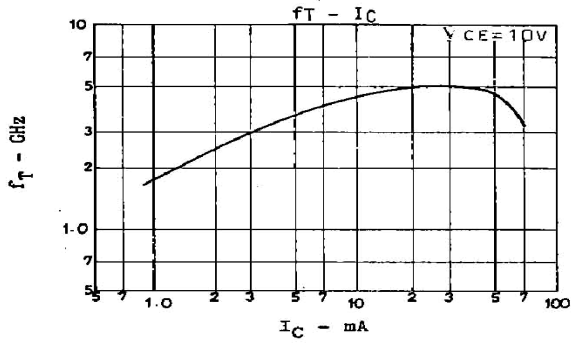
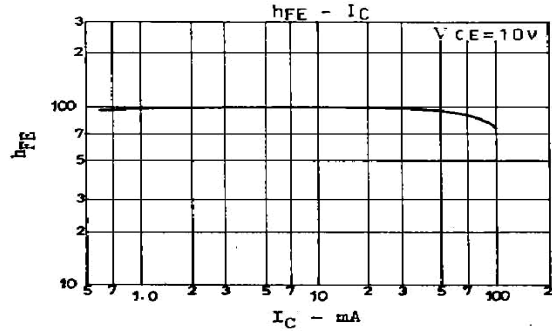
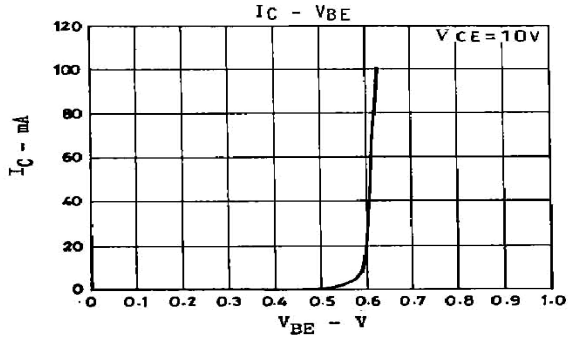
**极限参数 / Absolute Maximum Ratings(Ta=25°C)**

参数 Parameter	符号 Symbol	数值 Rating	单位 Unit
Collector to Base Voltage	$V_{CBO}$	20	V
Collector to Emitter Voltage	$V_{CEO}$	12	V
Emitter to Base Voltage	$V_{EBO}$	3.0	V
Collector Current - Continuous	$I_C$	100	mA
Base Current - Continuous	$I_B$	40	mA
Collector Power Dissipation	$P_C$	600	mW
Junction Temperature	$T_j$	150	°C
Storage Temperature Range	$T_{stg}$	-55~150	°C

**电性能参数 / Electrical Characteristics(Ta=25°C)**

参数 Parameter	符号 Symbol	测试条件 Test Conditions	最小值 Min	典型值 Typ	最大值 Max	单位 Unit
Collector Cut-Off Current	$I_{CBO}$	$V_{CB}=12V$ $I_E=0$			1.0	$\mu A$
Emitter Cut-Off Current	$I_{EBO}$	$V_{EB}=2.0V$ $I_C=0$			10	$\mu A$
DC Current Gain	$h_{FE}$	$V_{CE}=10V$ $I_C=20mA$	40		200	
Transition Frequency	$f_T$	$V_{CE}=10V$ $I_C=20mA$		5.0		GHz
Output Capacitance	$C_{ob}$	$V_{CB}=10V$ $f=1.0MHz$		1.0		pF
Reverse Transfer Capacitance	$C_{re}$	$V_{CB}=10V$ $f=1.0MHz$		0.7		pF
Forward Transfer Gain	$ S_{21e} ^2$	$V_{CE}=10V$ $I_C=20mA$ $f=0.9GHz$	8.5	10		dB
Maximum Available Power Gain	MAG	$V_{CE}=10V$ $I_C=20mA$ $f=0.9GHz$		14		dB
Noise Figure	NF	$V_{CE}=10V$ $I_C=5.0mA$ $f=0.9GHz$		1.5	3.0	dB

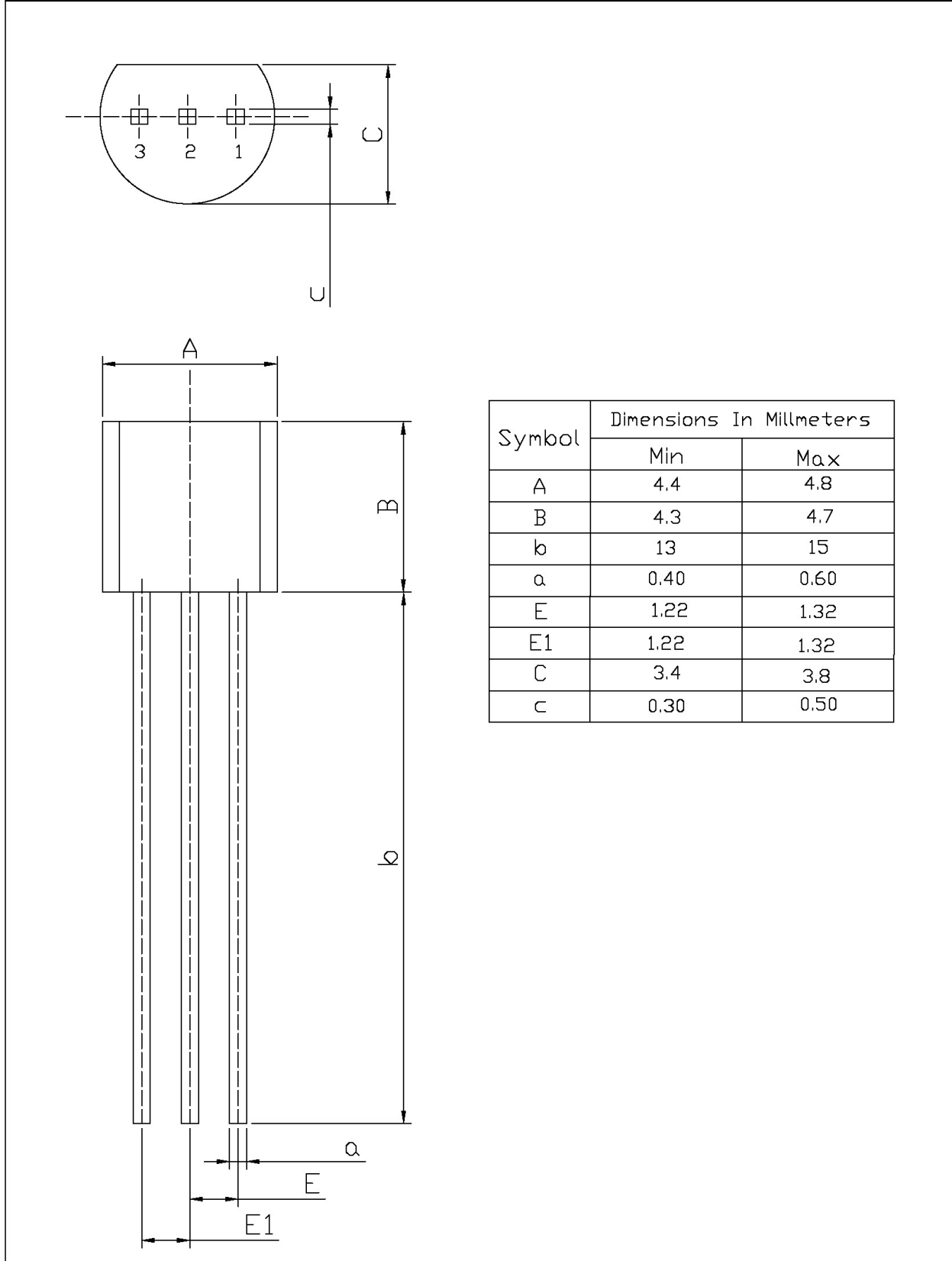
电参数曲线图 / Electrical Characteristic Curve



外形尺寸图 / Package Dimensions

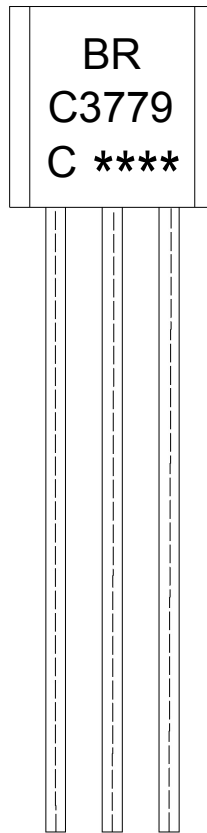
TO-92

Unit: mm



Symbol	Dimensions In Millimeters	
	Min	Max
A	4.4	4.8
B	4.3	4.7
b	13	15
a	0.40	0.60
E	1.22	1.32
E1	1.22	1.32
C	3.4	3.8
c	0.30	0.50

印章说明 / Marking Instructions



说明：

BR: 为公司代码

C3779 : 为型号代码

C: 为  $h_{FE}$  分档代码

\*\*\*\* : 为生产批号代码，随生产批号变化。

Note:

BR: Company Code.

C3779: Product Type.

C:  $h_{FE}$  Classifications Symbol.

\*\*\*\*: Lot No. Code, code change with Lot No.

**波峰焊温度曲线图(无铅) / Temperature Profile for Dip Soldering(Pb-Free)**



说明：

- 1、预热温度 25 ~ 150°C，时间 60 ~ 90sec;
- 2、峰值温度 255±5°C，时间持续为 5±0.5sec;
- 3、焊接制程冷却速度为 2 ~ 10°C/sec.

Note:

- 1.Preheating:25~150°C, Time:60~90sec.
- 2.Peak Temp.:255±5°C, Duration:5±0.5sec.
3. Cooling Speed: 2~10°C/sec.

**耐焊接热试验条件 / Resistance to Soldering Heat Test Conditions**

温度：270±5°C

时间：10±1 sec.

Temp:270±5°C

Time:10±1 sec

**包装规格 / Packaging SPEC.**

散件包装 / BULK

Package Type 封装形式	Units 包装数量					Dimension 包装尺寸 (unit: mm3)		
	Units/Bag 只/袋	Bags/Inner Box 袋/盒	Units/Inner Box 只/盒	Inner Boxes/Outer Box 盒/箱	Units/Outer Box 只/箱	Bag 袋	Inner Box 盒	Outer Box 箱
TO-92	1,000	10	10,000	5	50,000	135×190	237×172×102	560×245×195
	1,000	10	10,000	10	100,000	135×190	237×172×102	560×245×375

编带包装 / AMMO

Package Type 封装形式	Units 包装数量					Dimension 包装尺寸 (unit: mm3)	
	Units/tape 只/纸带	Tape/Inner Box 纸带/盒	Rows/Inner Box 纸带层/盒	Inner Boxes/Outer Box 盒/箱	Units/Outer Box 只/箱	Inner Box 盒	Outer Box 箱
TO-92	3,000	1	120	10	30,000	328×230×42	小箱 480×346×235, 大箱 547×407×268

**使用说明 / Notices**